

*concrete  
renovation  
case study*

# PoolHide<sup>®</sup>

60 Mil

Reinforced

PVC Membrane



**Park Pool and Pond**  
Products

# *“Our oasis had become a nightmare.*”




After a harsh winter our 30+ year old concrete pool was empty and covered with cracks that criss-crossed the walls and bottom. Some were big enough to put my fingers into. The years of constant painting had been bad enough, now it wouldn't even hold water. Given the surface of the walls, we were told a traditional vinyl liner wouldn't likely stand up, and patching the holes would be insufficient.”

L.R. - Near Hackettstown, NJ

Rather than attempt to re-paint, plaster or try to install a vinyl liner, this homeowner made the wise choice to professionally renovate their in-ground concrete pool using **PoolHide®** 60 Mil Reinforced PVC Membrane.

# Do you have a *cracked* or *leaking* concrete pool?

Consider using **PoolHide<sup>®</sup> 60 Mil Reinforced PVC Membrane** for a professional renovation.



Our Concrete Renovation Case Study provides step-by-step guidance on how easy it is to achieve a durable, professional renovation using **PoolHide<sup>®</sup> 60 Mil Reinforced PVC Membrane** from Park Pool and Pond Products.

*preparation*

PoolHide<sup>®</sup> Renovation

# installation

PoolHide® Renovation

Completing the installation of **PoolHide®** is simple.



World-class training is offered by Park Pool and Pond Products for trade professionals to learn proper installation techniques of **PoolHide®** 60 Mil Reinforced PVC Membrane.





11. Measure, cut and contact cement PoolHide® to the risers



12. ...and the treads




13. Apply a liquid PVC bead on all seams of walls, floor and steps

## *finishing touches*

### PoolHide® Renovation



14. Affix the return and skimmer face plates



15. Pool is water tight and ready for filling

# completed renovation

**PoolHide® 60 Mil Reinforced PVC Membrane** provides a cost-effective, proven and durable method for waterproofing and renewing old concrete swimming pools.

“Finding a solution with PoolHide® 60 Mil Reinforced PVC Membrane not only solved our structural problems, but has forever freed us from draining and painting. No more hasty patches with putty mid-season when the masonry cracks. We now have a consistent color that won’t fade or wash off like the paint we layered on year after year, and the smooth surface makes vacuuming fast and easy.” L.R. - Near Hackettstown, NJ




# Why PoolHide®?

## SOLID COLORS



White



Sandy



Light Blue



Aqua



Ocean Blue



Marine Blue



Grey



Dark Grey




Black




Eco Green

## TILED




Light Blue




Ocean Blue




Marine Blue



Pacific Blue




Grey




Gold

## RIPPLING



Blue



Grey

**PoolHide®** 60 Mil Reinforced PVC Membrane is an excellent choice for vinyl liner replacements and concrete renovations, as well as new construction projects. **PoolHide®** provides a cost effective solution that is a flexible and durable way to renovate. It is easily welded on-site and offers a custom watertight fit for ANY shape or size swimming pool, new or old. Available in many colors and patterns, **PoolHide®** 60 Mil Reinforced PVC Membrane is the right solution for your next renovation project.



## Park Pool and Pond Products

*Unique Stuff   Wholesale Pricing   Fast Shipping   Experienced Staff*

